




April 2008



Sun	Mon	Tue	Wed	Thu	Fri	Sat
		1	2	3	4	5 Beginning Quilting 102 10:30- 2:30
6	7	8 Make It and Take: It Travel Case 10:30-1	9 Appliqué Class A Beautiful Beginning Pt. 1	10	11 Quilting Bee 12:30-'til	12 Beginning Quilting 102 Pt.2 10:30- 2:30
13	14	15 Jewelry Case Class.10:30- 3:30	16	17	18	19 Beginning Quilting 102 Pt. 3 10:30- 2:30 Shoppe Pin Day
20	21	22 Shoppe Pin Day	23 Appliqué Class Pt.2	24	25	26 The Country Garden Quilt Circle quilt technique class 10:30- 1:30
27	28	29	30			

Saturday, April 5, 12 & 19, 10:30-2:30  **Beginning Quilting 102**– In this class you will learn the basic principles of color. You will then become more confident in selecting colors and mixing fabric for all of your quilting projects. This class will also teach you how to get your seams to match up. Min. 2 students, max. 4 students. Low enrollment cancellation: April 2. Three sessions. \$35 + supplies.






Tuesday, April 8, 10:30-1   **Make It and Take It: Travel Case**– Do you want instant gratification? Or do you have a gift list and want ideas? This class will help you in both those goals. This travel case was designed for the quilter in mind, but it can be adapted for all sorts of things. Min. 2 students, max. 6 students. Low enrollment cancellation: April 3. \$15 + supplies.



Wednesday, April 9, 23, May 7 & 21, 11-1   **Hand Appliqué: A Beautiful Beginning**– Join us to learn needle turn appliqué. This journey will provide many pleasant hours and beautiful quilts. An easy project will touch on some of the basic shapes and techniques of hand appliqué. Learn an interesting stem technique! Min. 2 students, max 5 students. Low enrollment cancellation: April 3. Four sessions. \$45 + supplies.




Tuesday, April 15, 10:30-3:30    **Jewelry Case**– Tired of packing your jewelry in plastic bags or jewelry cases where they get all tangled? Then this jewelry case is for you! Pockets for tangle-free necklaces, a section for earrings, a see-through pocket for bracelets, a ring holder, a place for pins, and a zippered case for watches or anything else you might have. This makes a great



gift for wedding showers, birthdays, Christmas, or for a special friend or relative—they will think of you whenever they use it. Come and have fun making something new! Min. 2 students, max. 4 students. Low enrollment cancellation date: April 10. One session: \$30 + supplies




Saturday, April 26, 10:30-1:30  **Country Gardens Quilt (Circle ruler technique)-** Creating a curved block for your quilts can really be as relaxing as walking through a country garden! This technique class will take you by hand on a leisurely stroll through the skills necessary to create your own Country Garden Quilt. Included in the cost of the class is Jeannie’s pattern, “Country Garden,” available only through Thistle Bee Quilt Shoppe! Min. 2 students, max. 6 students. Low enrollment cancellation date: April 23. One session: \$15 + supplies.



May 2008

Sun	Mon	Tue	Wed	Thu	Fri	Sat
				1	2	3
				L o y a l i t y		
4	5	6	7	8	9	10
		Da Spring Garden Charm Table Runner Class 10:30– 3:30	Ys Appliqué Class Pt 3 11-1		Quilting Bee 12:30 'til	
11	12	13	14	15	16	17
		Make It and Take It: Knick Knack Sack 10:30-1				Sweet sweats 10:30-3
18	19	20	21	22	23	24
		Shoppe Pin Day	Appliqué Class Pt. 4 11-1			
25	26	27	28	29	30	31
						Beginning sewing Pt. 1 10:30-1:30





Tuesday, May 6, 10:30am-2:30pm  **Spring Garden Charm Table Runner-**Have you wondered what to do with those charming 5” squares? Make this charming table runner or wall hanging. Its fun, its easy and so charming! Min. 2 students, Max.4 students. Low enrollment cancellation: May 1. One sessions: \$30 + supplies




Tuesday, May 13, 10:30-1   **Make It and Take It: Knick Knack Sack-** Do you want instant gratification? Or do you have a gift list and want ideas? This class will help you in both those goals. This pattern was designed to be a wallet, but we have come up with many different uses. The two sizes help with the versatility. Min. 2 students, max. 6 students. Low enrollment cancellation: May 7. One session.\$15 + supplies.



Saturday, May 17, 10:30-3   **Sweet Sweats-** Take a purchased sweatshirt, large print fabric, a coordinating print, and Voila! You have a jacket, perfect for those cool spring days. This jacket is so simple, that you will be making jackets for all your friends! Min. 2 students. Max. 4 students. Low enrollment cancellation: May14. One session: \$20 +supplies




Saturday, May 31, June7 10:30-1:30  **Basic Sewing: pillowcase-** This class will consist of two sessions. The first session will be an introduction to your sewing machine. This will include a review of the parts of the sewing machine and the purpose of each part. You will learn to thread your machine and its bobbin. We will practice sewing straight and curved lines. Straight stitching and zigzag stitches will be practiced. The second session will involve the construction of a pillowcase. Selection of the three fabrics needed will provide you an opportunity to personalize the pillowcase for a special person (or yourself). The importance of fabric grain, pressing and simple seam finishes will be discussed and demonstrated. You will have a finished pillowcase to take home! Min. 2 students, max.4 students. Low enrollment cancellation May 28. Two sessions: \$20 + supplies


June 2008

Sun	Mon	Tue	Wed	Thu	Fri	Sat
1	2	3	4 Hour change 9:30-4	5 Hour change 9:30-4	6	7 Beginning Sewing Pt.2 10:30-1:30
8	9	10 Make It and Take It: Pollo Loco Pincush- ion 10:30- 1	11	12	13 Quilting Bee 12:30 'til	14 Machine Quilt- ing 10:30-3
15	16	17 Quilt As You Go Technique Class 10:30- 2:30	18	19	20 Shoppe Pin Day	21 Hand quilting class 10:30- 1:30
22	23	24	25	26	27	28 Marble Day
29	30					





Tuesday, June 10, 10:30-1  **Make It and Take It: Pollo Loco Pincushion-** Do you want instant gratification? Or do you have orphan quilt blocks and want ideas? This class will help you in both those goals. This pattern has two pincushions, one a chicken, the other an egg. You can use orphan quilt blocks or make special ones just for this project. Min. 2 students, max. 6 students. Low enrollment cancellation: June 4. One session. \$15 + supplies.








Saturday, June 14, 10:30am-3pm  **Machine Quilting 101-** Come and learn how to machine quilt all your quilt tops, table runners or small quilts. Min. 2 students, max. 4 students. Low enrollment cancellation: June 11 One sessions: \$35 + supplies



Tuesday June 17, 10:30am-2:30pm  **Quilt As You Go/ Reversible Quilt-** Do you love to piece quilts together but dread having to quilt them? How do you get the bulk of a queen size quilt in the sewing space of you machine. With this method you never have to wrestle with more than the width of one square. I still love to piece, but now I look forward to the quilting too. Did I mention that making a quilt reversible is now soooo easy? Min.2 students, max. 4students. Low enrollment cancellation: June 12. One session: \$30 + supplies.



Saturday, June 21, 10:30am-1:30pm  **Hand quilting class-** This class is a technique class that will teach you how to hand quilt without a frame or hoop. You will learn how to make your quilt "sandwich" and various tools of the trade will be discussed. You will have the opportunity to work on a small whole-cloth quilt. Min. 2 students, Max.6 students. Low enrollment cancellation: June18. One session: \$15 + supplies

Class Skill Level Key	Class Policies:
 Has never sewn before	<ul style="list-style-type: none"> • Class fee is required to guarantee place in class. • Students may cancel attendance to class prior to low enrollment cancellation date and monies will be refunded. Student cancellation after low enrollment cancellation date will result in no refund of class fee. • Students who are a no show for the class will not receive a refund of class fee.
 Can rotary cut and sew an accurate 1/4" seam	
 Has finished a quilting project	
 Can start and finish quilting project independently	