


July 2006

Sun	Mon	Tue	Wed	Thu	Fri	Sat
						1
2	3	4 Closed, happy 4 th of July!	5	6 Lunch bee 11am-1pm	7 Morning bee 10am-12pm	8 Beginning Square-in-a- square ® class 10:30am-3pm
9	10	11	12	13 Tumbling Block square In a square ®class pt1 10:30am- 1:30pm	14 Afternoon Bee12:30-2:30	15
16	17	18 Quiltpink Square in a Square® technique 10:30- 11:30am	19	20 Shophe pin sale Tumbling block sq-n-a-sq® pt.2 10:30am- 1:30pm	21 Hand piecing class pt.1 1:30- 3pm	22 Christmas in July 10am- 3pm
23	24	25	26	27	28 Hand piecing class pt.2 1:30- 3pm	29 Quiltpink hand appliqué tech. 10:30-12:30
30	31					




July's Redwork Block of the month- Those who have signed up for the BOM can come in the entire month to pick up their #7 pattern.





Saturday, July 8 10:30am-3pm  **Square in a Square â technique-** Never cut a triangle again! By using this innovative tool, patchwork can be perfected and quilt tops can be created in no time at all. This class will walk you through the basics of using the Square in a Square ® system while creating a beautiful wall hanging. Min.2 students, max.4 students. Low enrollment cancellation: July 5. One session: \$25 + supplies.




Thursday, July 13, 20 10:30-1:30pm  **Square in a Square® technique, Stacked Blocks-** Tumbling blocks has been considered a difficult block by some. Now, anyone can create this time-honored pattern quickly and easily. By using the innovative Square in a Square ruler®, patchwork can be perfected and quilt tops can be created in no time at all. This class will walk you through the basics of using the Square in a Square® system while learning the techniques to creating a cozy lap quilt. Min.2 students, max. 4 students. Low enrollment cancellation: July 8. Two sessions: \$25 + supplies.




Tuesday, July 18 10:30-11:30  **Square in a Square® technique (Quiltpink technique class)** - Never cut a triangle again! By using this innovative tool, patchwork can be perfected and quilt tops can be created in no time at all. This class will walk you through the basics of using the Square in a Square ® system while creating a square in a square block that will be donated to the Quiltpink quilt. Min.2 students, max.4 students. Low enrollment cancellation: July 13. One session: \$1.99 kit fee (participation in this class will give you a \$5 discount on your next Square in a Square® class fee!) + any other supplies



Friday, July 21&28 1:30-3pm  **Hand piecing class-** Reminiscent of years gone by, Miss Annie will show you how to hand piece tumbling blocks. This class will show you how to set in points. Come enjoy this relaxed class that will bring back the time when girls sat at their grandmother's knee to learn to quilt. Min. 2 students, max.4 students. Low enrollment cancellation: July 15. Two sessions: \$15 + supplies



Saturday, July 29 10:30am-12:30pm  **Freezer-Paper Appliqué(Quiltpink technique class)-** Have you marveled at those beautiful appliqué quilts but thought you could never make one? Come learn freezer-paper appliqué with Hope and open your quilting up to a new level. You will be amazed at how this simple technique turns out beautiful appliqué results. In this class you will learn to use freezer paper templates and how to stitch dips and points as well as smooth curves. This is a technique class for beginners or advance students wanting to try a new technique. Your finished block will be donated to the Quiltpink quilt. Min. 2 students, max. 4. Low enrollment cancellation: July 26. One session: \$1.99 kit + any other supplies.

August 2006

Sun	Mon	Tue	Wed	Thu	Fri	Sat
		1	2	3 Lunch bee 11am-1pm	4 Morning Bee 10am-12pm	5
6	7	8	9 Quiltpink Flying Geese technique class 10:30am- 12:30pm	10	11 Afternoon bee 12:30- 2:30pm	12 Quiltpink Flying Geese technique class 10:30am- 12:30pm Sq-n-sq@ technique 1-2pm
13	14	15	16 Circle in a Square Class pt.1 10:30am- 1:30pm	17	18	19 Shope Pin Day Quiltpink Friendship Star technique class 10:30-12:30
20	21 Shope Pin Day	22	23 Circle in a square Class pt.2 10:30am- 1:30pm	24	25	26 Quiltpink Paper piece New York Beauty or Pineapple 10:30am- 1:30pm
27	28	29	30	31		




August's Redwork Block of the month- Those who have signed up for the BOM can come in the entire month to pick up their #8 pattern.

Wednesday, August 9 10:30am-12:30pm  **Flying Geese (Quiltpink technique class)-**


Discover your favorite method of making flying geese. We will make a total of 8 flying geese using three(3) different methods. The finished flying geese will be donated to the Quiltpink quilt. Min. 2 students, max. 4 students. Low enrollment cancellation: Aug. 5. One session: free class, \$3.99 kit + any other needed supplies.


Saturday, August 12 10:30am-12:30pm  **Flying Geese (Quiltpink technique class)-**

Discover your favorite method of making flying geese. We will make a total of 8 flying geese using three(3) different methods. The finished flying geese will be donated to the Quiltpink quilt. Min. 2 students, max. 4 students. Low enrollment cancellation: Aug. 9. One session: free class, \$3.99 kit + any other needed supplies.

Saturday, August 12 1-2pm  **Square in a Square® technique (Quiltpink technique class)** - Never cut a triangle again! By using this innovative tool, patchwork can be perfected and quilt tops can be

created in no time at all. This class will walk you through the basics of using the Square in a Square® system while creating a square in a square block that will be donated to the Quiltpink quilt. Min.2 students, max.4 students. Low enrollment cancellation: July 13. One session: \$1.99 kit fee (participation in this class will give you a \$5 discount on your next Square in a Square® class fee!) + any other supplies

Wednesday, August 16& 23 10:30am-1:30pm  **Circle in a Square-** It looks difficult, but if you can sew an accurate ¼" seam you will be amazed at how easy this is. After you make one you will want to make more just to see what kind of pattern will show up next! You can not make a mistake with color, they all turn out beautiful. I am anxious to see what you come up with! Min. 2 students, max. 4 students. Low enrollment cancellation: Aug. 12. Two sessions: \$30 + supplies.

Saturday, August 19 10:30am-12:30pm  **Friendship Star (Quiltpink techique class)-** Learn an easy way to do half square triangles without bias cuts. You will make two 4" friendship star blocks to donate to the Quiltpink quilt. Min.2 students, max.4 students. Low enrollment cancellation: Aug.16, One session: \$3.99 kit + any other supplies.

Saturday, August 26 10:30am-1:30pm  **Paper piece New York Beauty (Quiltpink technique class) or**  **Pineapple(Quiltpink tech. Class)-** Paper piecing makes these points easy.

Learn to sew on a curve without a curve sewing machine foot or choose the easier pineapple block. Finished block will be donated to the Quiltpink quilt. Min.2 students, max.4 students for NY Beauty; max. 2 students for Pineapple. Low enrollment cancellation: Aug 23. One session: \$ 3.99 kit +any other supplies


September 2006

Sun	Mon	Tue	Wed	Thu	Fri	Sat
					1 Morning bee 10am-12 pm	2
3	4	5	6	7 Lunch bee 11am-1pm	8 Afternoon bee 12:30-2:30 pm	9 Stack and Slash pt. 1 10:30am-3pm
10	11	12	13	14	15	16 Stack and Slash pt. 2 10:30am-3pm
17	18	19	20 Shophe pin day	21 Stack and Whack Class 10:30am-2:30 pm	22	23
24	25	26	27	28	29	30 Quiltpink Day 10am-3pm




September's Redwork Block of the month- Those who have signed up for the BOM can come in the entire month to pick up their #9 pattern.



Saturday, September 9&16 10:30am- 3:00pm-  **Stack and Slash Quilt-** Come and learn how to make a quilt where you cannot make any mistakes that will really matter. Once you add borders to this quilt you could have a twin size quilt! Min. 2 students, max. 4 students. Low enrollment cancellation: Sept.6. Two sessions: \$40 + supplies.



Thursday, September 21, 10:30am-2:30pm-  **Stack and Whack Placemats-** Learn the Stack and Whack technique and make four placemats. It is easy and the designs that appear when you put these 8 pointed stars together are just amazing. You will want to use this technique over and over just to see what happens! Min. 2 students, max. 4 students. Low enrollment cancellation: Sept.16. One session: \$25 + supplies.

Saturday, September 30 10am-3pm Quiltpink Day- Come and join us as we offer our technique classes to make blocks for one of Quiltpink Quilts to be auctioned online by Better Homes and Gardens next May! Times for the different classes will be announced in the shop and on line www.thistlebeequiltshoppe.com.

Students' responsibilities to make their class a success:

- Cell phones turned off or on vibrate. The teacher does not have the responsibility to catch you up if you receive a call.
- In consideration to classmates, no children, unless the child is enrolled as a paid participant.
- Come to class prepared with the class list completed (unless item is listed as optional) before the start of class.
- Be in class ready to begin at the stated time as classes will begin promptly.

Class Skill Level Key



Has never sewn before



Can rotary cut and sew an accurate 1/4" seam



Has finished a quilting project



Can start and finish quilting project independently

Class Policies:

- Class fee is required to guarantee place in class.
- Students may cancel attendance to class prior to low enrollment cancellation date and monies will be refunded. Student cancellation after low enrollment cancellation date will result in no refund of class fee.
- Students who are a no show for the class will not receive a refund of class fee.