



The Buzz

from the Thistle Bee Quilt Shoppe

www.thistlebeequiltshoppe.com
<http://member.merchantcircle.com/thistlebee>
919-778-2277

July-September 2009

I Love Air Conditioning!

I'm so thankful that we have air conditioning. I can understand why in the "old days" the ladies didn't quilt in the summer. It is just too hot without our modern conveniences. I don't know how they did it, surviving the heat that is. I know that they were kept busy with their kitchen gardens, but still I would think that they would go crazy not being able to quilt for such a long stretch of time. I know that I do. Do you have quilting withdrawal when you don't get to quilt for a time?

I also like ceiling fans. They help with the heat too. Of course they can blow around my little pieces so I have to be careful and can't have the fan on take off speed when I'm dealing with the little pieces.

I know with the hot weather it can be hard to think about Christmas, but we are having Christmas in July. There is no better time to start thinking about and working toward Christmas, especially when you are making your gifts. With the economy the way it is, what better way to give than to make something from your heart for those on your list? Check out our class listings for our classes with Christmas projects.

Christmas In July



Get your ideas for this year's Christmas! We will be having light refreshments while you can look at Christmas projects. See what goodies we have for you Saturday, July 11th during Shoppe hours.

Fabric Lines Scheduled to Come In

July: *In the last quarter of the 19th century*, there was a new "religion" in America – Sports. Baseball, horse racing, boating, and bicycle racing occupied men, women, and children. Because the workday was shortened, people had a new occupation, and that was "leisure time". Textile designers and mills printed realistic images on cotton that reflected the activities and interests of a new generation. These small prints also included small florals, and stripes, and geometrics for women's dresses, and aprons. Kittens, dogs, horses heads, sewing tools such as thimbles, needles moving thru fabric. Many engravers and printers were so talented at placing shadows around the images, one would think they were real and reach to pick up the needle taking a stitch thru the cloth.



Shirtings provide a great background for pieced and appliqué quilt blocks. The small prints enhance and support the designs of the blocks and borders, and replaces the plain and ordinary solid background fabric. Shirtings add a special interest to a quilt without taking away from the overall design. Try reproducing an old appliqué or pieced pattern with shirtings as the background – you will like the fresh look.

4th of July

We will be closed Saturday, July 4th to celebrate Independence Day. Please mark your calendars.



Hot Off the Press!



Jeannie has published her first pattern and has it in the Shoppe. This is one in a series that she has designed for use with the circle ruler from Omnigrip. Come in and support our local designers.

New Block of the Month Program Starting!

Because you can't get enough of our class block of the



month programs, we are going to use Eleanor Burns book *Egg Money Quilts* for our next offering. Starting in July we will be working in this book and if you sign up you will have the opportunity to make a beautiful quilt while learning

new techniques. Check the class schedule for details!



1. *Tell us about your start into quilting.*

I started quilting when we lived in New Jersey. We went to visit my sister in Ohio and she had a quilt on the wall that she had done. She went to a class and learned how and so I guess she basically showed me how to quilt. I later went to a quilt class in NJ with a friend.

2. *Who taught you to quilt?*

I guess I answered this one in the first question.

3. *What does your family think about your quilting?*

All the family members are impressed and they all want a quilt, which I

gladly give them.

4. *Do you have any pets? Do they quilt with you?*

No, I do not have any pets, but if I did I would hope they would share my enthusiasm of sewing.

5. *What other hobbies do you have other than quilting?*

At present I don't do much else, other than quilting. I have in the past done cross stitch, knitting, crocheting, twilling. About the only thing I really haven't gotten into is scrap booking.

6. *What were your favorite arts and crafts as a child?*

I don't really remember doing any crafts as a child other than making pot holders as most of us did as children. I did start making my own clothes when I was 11 years old.

7. *Where do you quilt in your home?*

I have about a 4x6 foot space in the corner of our bedroom where my machine is set up and then I spread out throughout the house to cut and press and lay out my designs.

8. *What kind of sewing machine do you use? How many do you own?*

You Are Invited to The Civil War Diary Quilt and The Civil War Love Letter Quilt Clubs.

Come and join us, there is still room! The Civil War Diary Quilt club will be on the fourth Tuesday of the month.

The Civil War Love Letter Club will be the third Wednesday of the month unless otherwise noted on the calendar.

Have You Ever Wondered?

We have talented ladies right here working in and around our Shoppe. What do you know about them and what they do. Hopefully this will start a series to introduce some of them. This quarter meet Beverly Varner:

I have a Bernina 180 that I use and I also have an old Singer that I occasionally use.

9. What inspires you creatively?

I don't really know what inspires me. I guess I just look through books or see something that someone has done or see some irresistible fabric and go from there.

10. Whose quilts inspire you? Why?

I don't know that any one person inspires me. From the Shoppe I love Mary Ellen's quilts, especially the older looking ones. In fact, I guess any of the customers that come in with show and tell are great inspirations. I just love looking at quilts and rubbing the fabric and then saying I wonder what it would look like if?

11. What is your favorite part of the quilting process?

It is definitely not the cutting process, besides that I like to do most of the other, I guess I enjoy piecing the best.

12 Do you hand piece any of your work?

No, many hand problems.

13 How many quilt projects do you have in progress now?

At last count probably about 7, but who's counting.

14 How many UFO's do you have? Have you ever abandoned an UFO?

I've lost track of UFO's, so I guess I have abandoned them, probably couldn't even locate them all.

15 Has quilting taught you any lessons of life? Please share.

I guess it has taught me to be flexible. I don't usually purchase all the fabrics I need to complete a quilt so when I return to purchase the additional fabric it is not always there and we make a substitution. Life does not always give you what you expect so we have to change our plans and sometimes it is even better than we anticipated.

16 What project are you working on right now?

I am actually working on more than one project right now. I like changing from one to another, I sometimes get bored with one project especially if it is going to take a while to finish so I like throwing in some small projects. Right now I have 2 quilts I am working on, a coat, Christmas stockings, and I can't even remember what else is stashed away.

17. Has quilting ever helped you through a time of struggle or heartache? Can you share?

That is a definite YES. Quilting is my sanity. Almost 10 years ago I was diagnosed with cancer so quilting helped me to stay busy. Two years ago my Mother had a massive stroke and my husband and I take care of her 24/7 so my sewing machine is where I go for me time.

18. Do you belong to a guild or quilt group?

At present time, no. I did belong to the local guild but taking care of my Mother prevented me from coming and going as I pleased. I hope to get back one day.

19. Do you plan out your quilt before you begin or do you start with an idea and let it develop on its own?

Most of the time I start with a pattern but somewhere along the way I get sidetracked and it doesn't end up exactly as it started.

20. How has your quilting changed over the years?

Oh my goodness, there is no comparison. I do everything by machine now, piece, quilt, binding.

21. What's your favorite color scheme in a quilt?

I don't know that there is one, I seem to change. Sometimes I like light and delicate, sometimes I go for the darks, I guess the one I don't really gravitate to is bright, although I have done a couple, but they are not my favorites.

22. Do you collect certain types of fabrics, quilting tools, gadgets, or supplies?

I do like gadgets. I collect fabrics that I really like. I try to buy them in groups of 3, but who knows why, I don't usually use them in that same group!



23. *What is your favorite brand of fabric? Do you have a favorite fabric designer? Do you ever hand dye your fabric?*

I like Moda and Thimbleberries. No favorite designer and I have never even tried to hand dye.

24. *Do you have a favorite quote or motto?*



I like the little block at the shop "Only God is perfect quilts don't have to be."

25. *Have you ever entered a quilt show? How was that experience?*

I have not entered a quilt show but I did enter a few things at the county fair. It was fun and I did win a ribbon. I almost made "Best of Show" but they told me they chose something else because the lady told them it took her 3 years to make her quilt.

26. *Is your best friend a quilter?*

My local best friend is not a quilter and that is sad. But, my very best friend (my blood sister) is a good quilter. My other best friend (sister by choice) is also a good quilter.

27. *Do you have any tips or advice for beginners? What do you wish you would have known when you started quilting?*


Stick with it, you will get better. I wish I would have known how much fabric was going to go up in price. I think I would have started as a child (when fabric was 39 cents a yard) to build a stash.

28. *Tell about your quilting business. What inspired it?*

I love teaching my classes at the shop and seeing the color combinations and individuality of each persons piece. I love quilting now that I came up with the method I use of "quilt as you go". The idea came because I had many quilt tops and no means to get them quilted, I could not do any handwork because of arthritis and carpal tunnel. Mary Ellen inspired me to write the directions in a book. I am in the process of trying to get that professionally done but writing is not one of the things I enjoy so it is a slow process.

29. *Do you have any suggestions for quilters who are trying to fit more quilting time into their day?*





My sister has this problem. I just tell her that she needs to take even just 15 minutes a day to sit down at her machine and sew. If sewing is something you really enjoy then you will be a happier person when you can do what you enjoy.



For Sale: Janome Memory Craft 11000 sewing/embroidery machine. Has digitizer and customizer, hoops and everything it came with. Updated with new software. \$3000, Call Shoppe for contact details. 919-778-2277

For Sale: Wooden, freestanding quilting frame with 4 c-clamps. Excellent condition. \$80. Call Shoppe for contact details. 919-778-2277

Class Skill Level Key

-  Has never sewn before
-  Can rotary cut and sew an accurate 1/4" seam
-  Has finished a quilting project
-  Can start and finish quilting project independently

Class Policies:

- Class fee is required to guarantee place in class.
- Students may cancel attendance to class prior to low enrollment cancellation date and monies will be refunded. Student cancellation after low enrollment cancellation date will result in no refund of class fee.
- Students who are a no show for the class will not receive a refund of class fee.