




# April 2007

Sun	Mon	Tue	Wed	Thu	Fri	Sat
1	2	3	4	5 Lunch bee 11am-1pm	6 Morning bee 10am-12pm Easter Egg Surprise	7 Easter Egg Surprise
8	9	10 Rework Block of the Month 10:30-12:30	11	12	13 Afternoon bee 12:30am- 2:30pm	14 Machine Quilting with Jean 10:30- 3
15	16	17	18	19 Chenille Pillow 10:30-1:30	20 Shoppe pin day	21 Chenille Pillow 10:30-1:30
22	23	24 UFO Tuesday	25	26	27	28 So You're Gonna Quilt! 10:30-12:30
29	30					



**Tuesday, April 10, 10:30am-12:30pm**   **Redwork Block of the Month-** Come and join us in this enjoyable project featuring a bird for each month of the year. For our first time together we will learn how to transfer the pattern and do the stem stitch. Min. 2 students, max. 6 students. Low enrollment cancellation: April 5<sup>th</sup> . Twelve sessions: \$19.95+ \$20 pattern +supplies




**Saturday, April 14, 10:30-3pm**   **Machine Quilting-** Come and learn how to machine quilt all your quilt tops, table runners or small quilts. Min. 2 students, max. 4 students. Low enrollment cancellation: April 11<sup>th</sup>. One sessions: \$35 + supplies.



**Thursday, April 19, 10:30am-1:30pm**   **Chenille Pillow -** Love the feel of chenille? Come join us for a quick and easy pillow and learn the technique of making chenille. Once you learn how, only your imagination can stop you from making all kinds of things, scarves, baby blankets, handbags are only a few! Min. 2 students. Max. 3 students. Low enrollment cancellation: April 14<sup>th</sup>. One session: \$20 + supplies.




**Saturday, April 28, 10:30am-12:30pm**  **So You're Gonna Quilt?-** Thinking about a new hobby, but aren't quite ready to take the plunge? Join us for this no-nonsense presentation floating the facts about making your first quilt. Glide through the terms and drift through the gear needed so that you won't sink when you finally take the plunge. Bring paper and pencil for notes. Min. 2 students, Max. 10 students. Low enrollment cancellation: April 25<sup>th</sup>, One session: \$15

# May 2007

Sun	Mon	Tue	Wed	Thu	Fri	Sat
		1	2	3 Lunch bee 11am-1pm	4 Morning Bee 10am-12pm	5 Kwiltng Kollege:
6	7	8 Redwork Block or the Month 10:30-12:30	9	10 Charm Class Pt 1 10:30- 2:30	11 Afternoon bee 12:30- 2:30pm	12 Kwiltng Kollege:
13	14	15	16	17 Charm Class Pt. 2 10:30-2:30	18	19 Shophe pin day Armed Forces Day
20	21	22 Shophe Pin Day Opening at 9:30 Closing at 4pm	23 Opening at 9:30 Closing at 4pm	24	25	26 Kwiltng Kollege
27	28	29 UFO Tuesday	30	31		






**Saturday, May 5,12,26 June 23 10:30am- 12:30pm**  **Kwiltng Kollege:** - Join in the fun of making your first quilt or simply refresh your skills! These classes cover the basics of rotary cutting, seams, pressing, piecing and finishing a quilt with a combination of lecture, demonstration and hands-on experience! Homework is required, but you will want to rush home and get quilting. Min. 2 students, Max. 6 students. Low enrollment cancellation: May 1<sup>st</sup>, Five sessions: \$45 + supplies.



**Tuesday, May 8, 10:30am-12:30pm**   **Redwork Block of the Month-** Come and sit back and enjoy time to just stitch this month's block.





**Thursday, May 10 & 17, 10:30am-2:30pm**    **Charm School-**Have you wondered what to do with those charming 5" squares? Make this charming table runner or wall hanging. Its fun, its easy and so charming! Min. 2 students, Max.3 students. Low enrollment cancellation: May 5<sup>th</sup>. Two sessions: \$30 + supplies



# June 2007

Sun	Mon	Tue	Wed	Thu	Fri	Sat
					1 Morning bee 10am-12 pm	2
3	4	5	6 Paper piecing and reversible quilt tech. 10:30- 3	7 Lunch bee 11- 1pm	8 Afternoon bee 12:30-2:30 pm	9 Paper Piecing and reversible quilt tech pt. 2
10	11	12 Redwork Block of the Month 10:30-12:30	13	14	15	16 Bear Paw Quilt Pt.1 10:30-3pm
17	18	19	20 Shophe pin day	21 Hand quilting 10:30-1:30	22	23 Kwilting Kollege:
24	25	26 UFO Tuesday	27	28	29	30 Bear Paw Pt.2 10:30-3pm





Wednesday, June 6, Saturday June 9, 10:30am-3pm   Paper piecing and reversible quilt technique- Learn paper piecing technique while also learning how to make a reversible quilt with Beverly's easy technique. Min. 2 students. Max. 3 students. Low enrollment cancellation date: June 1st. Two sessions: \$40 +supplies




Tuesday, June 12, 10:30am-12:30pm   Redwork Block of the Month



Saturday, June 16 & 30, 10:30am-3pm   Bear Paw Quilt- Come and learn how to make this traditional quilt using new and speedy methods. Learn how to use Triangles on a Roll - your half square triangles will be perfect. Min. 2 students. Max. 4 students. Low enrollment cancellation date: June 13<sup>th</sup>. Two sessions: \$45 + supplies



Thursday, June 21, 10:30am-1:30pm  Hand quilting class-This class is a technique class that will teach you how to hand quilt without a frame or hoop. You will learn how to make your quilt "sandwich" and various tools of the trade will be discussed. You will have the opportunity to work on a small whole-cloth quilt. Min. 2 students, Max.6 students. Low enrollment cancellation: June 16<sup>th</sup>. One session: \$12 + supplies

## Class Skill Level Key



Has never sewn before



Can rotary cut and sew an accurate 1/4" seam



Has finished a quilting project



Can start and finish quilting project independently

## Class Policies:

- Class fee is required to guarantee place in class.
- Students may cancel attendance to class prior to low enrollment cancellation date and monies will be refunded. Student cancellation after low enrollment cancellation date will result in no refund of class fee.
- Students who are a no show for the class will not receive a refund of class fee.