




# January 2007

Sun	Mon	Tue	Wed	Thu	Fri	Sat
	1	2	3	4 Lunch bee 11am-1pm	5 Morning bee 10am-12pm	6 Sweet Sweats 10:30am-3pm
7	8	9	10	11	12 Afternoon bee 12:30am- 2:30pm	13 Just Can't Cut It Pt. 1 10:30-3pm
14	15	16	17	18	19	20 Just Can't Cut It Pt. 2 10:30-3pm Shophe Pin Day
21	22	23	24	25 Woven tumbling Blocks placemats or runner 10:30- 2:30	26	27 Wool felt Snow Mini Pennies 10:30-1:30
28	29	30	31			





**Saturday, January 6, 10:30am-3pm**   **Sweet Sweats-** Take a purchased sweatshirt, large print fabric, a coordinating print, and Voila! You have a jacket, perfect for those cool spring days. This jacket is so simple, that you will be making jackets for all your friends! Min. 2 students, max. 4 students. Low enrollment cancellation: January 3rd. One session: \$20 +supplies




**Saturday, January 13, 20, 10:30am-3pm**  **Just Can't Cut It-** Do you have a beautiful piece of fabric that you just can't bear to cut up into little pieces? It is so beautiful that you just want to keep it in one larger piece. Here is the class for you! For those who have never quilted before and want to learn, this class is great as Jean will be teaching the basics as well as a quick and easy strip piecing method. This is a wonderful pattern for those who want to make a quick and beautiful quilt. Min. 2 students, max. 4 students. Low enrollment cancellation: January 10<sup>th</sup>. Two sessions: \$40 + supplies.



**Thursday, January 25, 10:30am-2:30pm**   **Woven Tumbling Blocks Placemats or Tablerunner-** Make a Tumbling Block with no angles to sew! It is easy and fun to watch the tumbling blocks appear as you weave tubes of fabric. Choose three fabrics and let's create another masterpiece. Beverly will introduce you to a wonderful turning tool during class. If you can sew a straight line you can make this reversible place mat or tablerunner. Min. 2 students. Max. 4 students. Low enrollment cancellation: Jan. 20<sup>th</sup>. One session: \$25 + supplies.




**Saturday, January 27, 10:30am-1:30pm**  **Wool Felt Snow Mini Pennies-** Come and learn how to work with wool felt. Projects stitch up quickly, easy to take along with you because you do not need a sewing machine. With this type of appliqué you do not have to turn under any edges. This pattern gives you four choices to stitch up. Come and fall in love with wool felt! Min. 2 students, Max. 6 students. Low enrollment cancellation: Jan. 24<sup>th</sup>, One session: \$12 + supplies.


# February 2007

Sun	Mon	Tue	Wed	Thu	Fri	Sat
				1 Lunch bee 11am-1pm	2 Morning Bee 10am-12pm	3 Woven Placemats 10:30am-2:30pm
4	5	6	7	8 Wool felt Snow Mini Pennies 10:30-1:30	9 Afternoon bee 12:30- 2:30pm	10 Redwork :Flowers of Blessing 10:30-2:30 Pt. 1
11	12	13	14	15	16	17 Redwork 10:30-2:30 Pt. 2
18	19	20 Shoppe Pin Day	21	22 Handquilting 10:30-1:30	23	24 Redwork 10:30- 2:30 Pt.3
25	26	27	28			




**Saturday, February 3, 10:30am-2:30pm**  **Woven Tumbling Blocks Placemat or Runner-** Make a Tumbling Block with no angles to sew! It is easy and fun to watch the tumbling blocks appear as you weave tubes of fabric. Choose three fabrics and let's create another masterpiece. Learn about a wonderful turning tool during class. If you can sew a straight line you can make this reversible place mat or tablerunner. Min. 2 students. Max. 4 students. Low enrollment cancellation: Jan. 31<sup>st</sup>. One session: \$25 + supplies.




**Thursday, February 8, 10:30am- 1:30pm**  **Wool Felt Snow Mini Pennies-**Come and learn how to work with wool felt. Projects stitch up quickly, easy to take along with you because you do not need a sewing machine. With this type of appliqué you do not have to turn under any edges. This pattern gives you four choices to stitch up. Come and fall in love with wool felt! Min. 2 students, Max. 6 students. Low enrollment cancellation: Feb.3<sup>rd</sup> , One session: \$12 + supplies



**Saturday, February 10, 17, 24, March 3 10:30am-2:30pm**  **Redwork: Flowers of Blessing-** Come and learn how to do redwork. This technique is something you can carry with you as you go to ball games and doctors offices or travel. It is a great way to relax at night. "Redwork" can be done in whatever color you would like, the class sample is done in blue. You will also learn a technique to give you a "crazy quilt" block look as we put the border on this small 21"x 25" quilt. Min. 2 students, Max.4 students. Low enrollment cancellation: Feb. 7<sup>th</sup>. Four sessions: \$35 + supplies

See the sample at the shop

**Thursday, February 22, 10:30am-1:30pm**  **Hand quilting class-**This class is a technique class that will teach you how to hand quilt without a frame or hoop. You will learn how to make your quilt "sandwich" and various tools of the trade will be discussed. You will have the opportunity to work on a small whole-cloth quilt. Min. 2 students, Max.6 students. Low enrollment cancellation: Feb. 17<sup>th</sup>. One session: \$12 + supplies

## Students' responsibilities to make their class a success:



- Cell phones turned off or on vibrate. The teacher does not have the responsibility to catch you up if you receive a call.
- In consideration to classmates, no children, unless the child is enrolled as a paid participant.
- Come to class prepared with the class list completed (unless item is listed as optional) before the start of class.
- Be in class ready to begin at the stated time as classes will begin promptly.


# March 2007



Sun	Mon	Tue	Wed	Thu	Fri	Sat
				1 Lunch bee 11am-1pm	2 Morning bee 10am-12 pm	3 Redwork 10:30- 2:30 Pt 4
4	5	6	7	8 Bargello Wall Hanging 10:30am- 3:30pm	9 Afternoon bee 12:30-2:30 pm	10 Handquilting 10:30-1:30
11	12	13	14	15	16	17
18	19	20 Shoppe pin day	21	22	23	24 Sweet Sweats 10:30am- 3:00pm
25	26	27	28	29	30	31



See the  
sample at  
the shop

**Thursday, March 8, 10:30am-3:30pm**   **Bargello Wall Hanging Technique Class-** Choose 10 fabrics from light to dark and watch the magic happen. The quilt is so quick and easy you will want to make one for yourself and several as gifts. Min. 2 students. Max. 3 students. Low enrollment cancellation date: March 3<sup>rd</sup>. One session: \$30 +supplies

**Saturday, March 10, 10:30-1:30pm**  **Hand quilting class-** This class is a technique class that will teach you how to hand quilt without a frame or hoop. You will learn how to make your quilt "sandwich" and various tools of the trade will be discussed. You will have the opportunity to work on a small whole-cloth quilt. Min. 2 students, Max.6 students. Low enrollment cancellation: Mar. 7th. One session: \$12 + supplies

**Saturday, March 24, 10:30am-3pm**   **Sweet Sweats-** Take a purchased sweatshirt, large print fabric, a coordinating print, and Voila! You have a jacket, perfect for those cool spring days. This jacket is so simple, that you will be making jackets for all your friends! Min. 2 students. Max. 4 students. Low enrollment cancellation: March 21st. One session: \$20 +supplies



## Class Skill Level Key



Has never sewn before



Can rotary cut and sew an accurate  
1/4" seam



Has finished a quilting project



Can start and finish quilting project  
independently

## Class Policies:

- Class fee is required to guarantee place in class.
- Students may cancel attendance to class prior to low enrollment cancellation date and monies will be refunded. Student cancellation after low enrollment cancellation date will result in no refund of class fee.
- Students who are a no show for the class will not receive a refund of class fee.